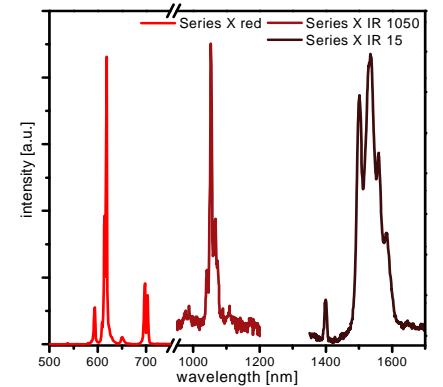
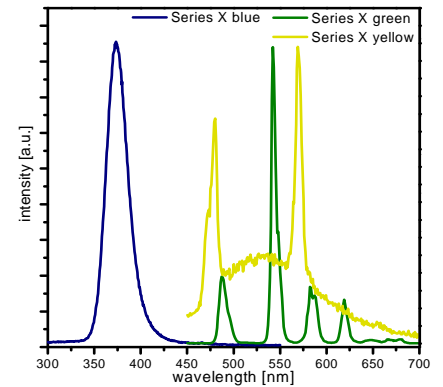


CANdot Series X

CANdot Series X: fluorescent nanoparticles based on rare earth doped inorganic host lattices like sulfates, phosphates and vanadates. Solubility of this series' CANdots is given in water and different less polar solvents. Depending on the dopant the emission spectrum contains different narrow and characteristic finger print like peaks for fast and secure detection. Further dopants are available on request. The particles of this series can be formulated as ready-to-use ink.



An innovative, patent-protected production process allows production even of larger amounts of nanoparticles at a much lower cost than before. High reproducibility and dispersibility in different media without agglomeration are further advantages of this series' nanoparticles.

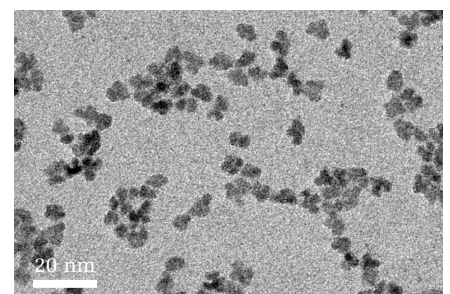
CANDots – Series X blue, green, yellow, red, IR 1050 & IR 15 – emission spectrum



CANdot – Series X seen at daylight



CANdot – Series X seen under UV-light



CANdot – Series X green – TEM image

Features	
Material	Phosphates, Sulfates, Vanadates
Solubility	Water Alcohols
Excitation Wavelength	254 nm, 360 nm (Red), > 500 nm (IR)
Emission	Blue, Green, Yellow, Red, IR 1050 & IR 15

Advantages	
Small particle size	< 30 nm
Small particle size distribution	< 30%
Ready-to-use ink formulation	Printing of UV light excitable RGB-images
Up-scalable production	Kilogram per year

CAN GmbH

Grindelallee 117
20146 Hamburg, Germany
T +49.40.42838 - 4983
F +49.40.42838 - 5797
info@can-hamburg.de
www.can-hamburg.de

Contact

Dr. Christoph Gimmler
Jan-Steffen Niehaus
Email: cg@can-hamburg.de
jn@can-hamburg.de